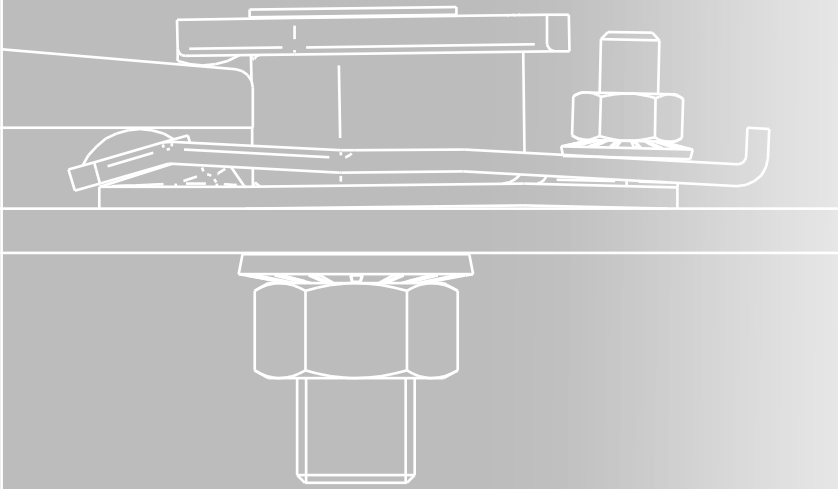


Accessories



Ride Adjustable sliding clips **SCA**



Elevator System Solutions



Product video



Ride Adjustable sliding clips SCA

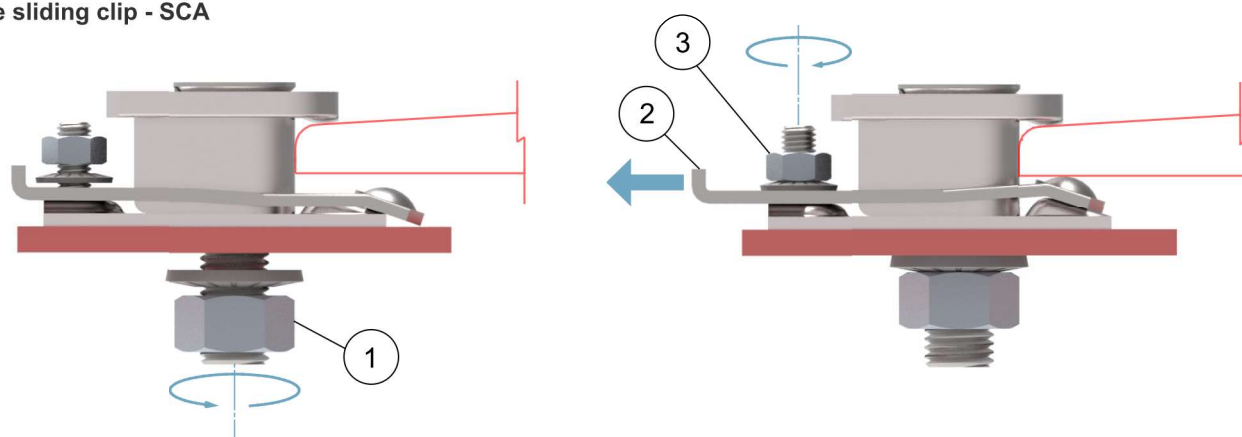


SCA Clips

SCA clips are suitable for many applications due to the combination of high strength and an Ultra-Low Friction Force.

The Ultra-Low Friction Force is achieved by the separation of the lateral adjustment from the adjustment to the guide rail base thickness. The lateral adjustment is done by fixing the main bolt (1). The adjustment to the guide rail base thickness is obtained by pulling the adjusting part (2) and fixing the secondary bolt (3).


Adjustable sliding clip - SCA

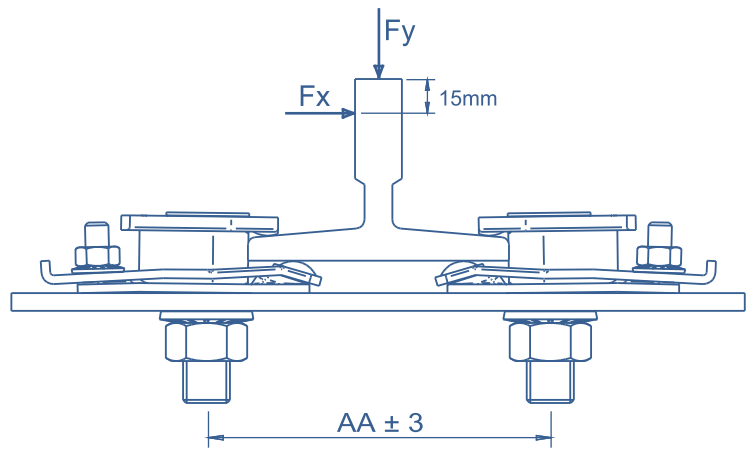
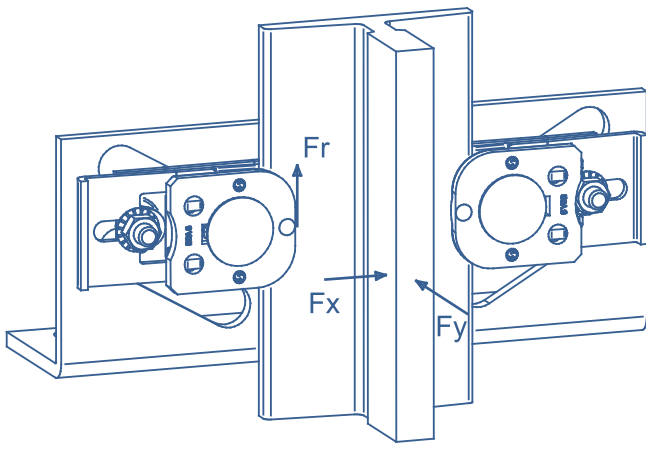


		Application		
Travel distance	High	✓	✓	✓
	Medium	✓	✓	✓
	Low	✓	✓	✓
		Low	Medium	High
Maximum lateral forces F_x , F_y				

	Tightening torque				
	kg·m				
Main bolt	6,6	16	16	25	25
Secondary bolt	1,5	1,5	1,5	2,9	2,9

Assembly note:

 Depending on the total weight of the guide rails, it might be necessary to fix them at the pit to avoid vertical displacements during safety gear disengagement.



Adjustable sliding clips

Adjustable sliding clips - Type SCA (All dimensions in mm)

Type	Applications	A1	B	C +0,7 -1,2	E	F	G max.	L	M1	M2	Antiturning			N max.	Nut DIN 934	Washer NFE 25-511
											45°	0°	J			
SCA-2	T70/A, T75/A-B, T78/B, T82/A-B, T125-L1/A	31,5	23,1	7	40	12	57	50	M12	M8	14	12,5	16,5	3	M12	ø12
SCA-3	T89/A-B, T90/A-B, T114/B, T125/B, T127-1/B	34,9	27,7	7,5	48	14	63	65	M16	M8	18	16,5	22,5	3,5	M16	ø16
SCA-4	T127-2/B, T140-1/B	34,9	32,7	8,5	48	14	63	65	M16	M8	18	16,5	22,5	3,5	M16	ø16
SCA-5	T140-2/B	42,4	40,5	12,6	60	18	79,5	90	M20	M10	24	20,5	28,5	4	M20	ø20
SCA-6	T140-3/B	42,4	44,1	12,6	60	18	79,5	90	M20	M10	24	20,5	28,5	4	M20	ø20

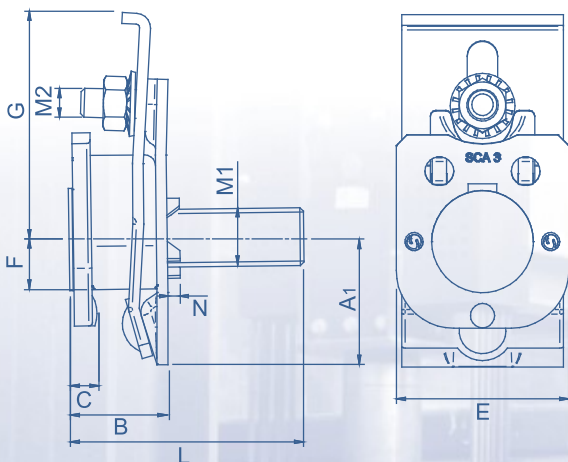
Type of guide		T70/A	T75/A-B	T78/B	T82/A-B	T125-L1/A	T89/A-B	T90/A-B	T114/B	T125/B	T127-1/B	T127-2/B	T140-1/B	T140-2/B	T140-3/B
Guide rail calculation friction force (per clip)*	Fr(kg)	15	15	15	15	15	15	15	15	15	15	15	15	20	25
Bracket calculation friction force (per clip)*	Fr(kg)	30	30	30	30	30	30	30	30	30	30	30	30	40	50
Strength for calculation of Normal Operation load cases: Running and Loading-Unloading	Fx(kg)	425	500	600	500	850	785	625	695	860	785	875	785	1125	870
	Fy(kg)	350	350	350	350	350	1050	1050	1050	1050	1050	1050	1050	1300	1300
Strength for calculation of Safety Device Operation load cases and for Seismic load cases	Fx(kg)	600	700	850	700	1200	1400	1115	1240	1540	1400	1500	1360	1600	1240
	Fy(kg)	550	550	550	550	550	1600	1600	1600	1600	1600	1600	1600	2000	2000
AA ±3 (mm)**		94	99	102	106	149	117	118	142	153	155	155	168	176	176

* The "guide rail calculation friction force" can be used as the average friction force value for the guide rail calculation. The "bracket calculation friction force" can be used as the maximum friction force value and can be used for the bracket calculation.

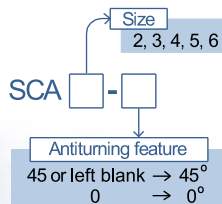
Fr values correspond to:

- A maximum bracket inclination of 3° including the wall inclination and the bracket deformation due to the Fr force.
- A maximum guide rail twist of 2mm along the 5m long guide rail. The lower the guide rail twist, the lower the friction force along the 5m long guide rail.
- Correct assembly following the installation instructions provided by Savera.

** The distance AA in the table shows the range for the expected position of the clip bolts. Therefore, brackets must have slots with enough stroke to adapt the clips to the combination of tolerances of different components involved in the fixation and normal inaccuracies during the installation.



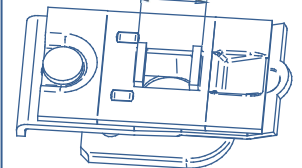
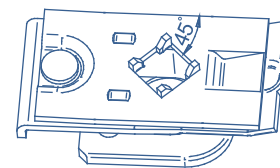
Identification number:



- The 0° antiturning guarantees its functionality regardless the finishing of the bracket surface.

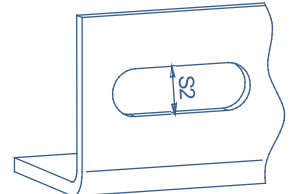
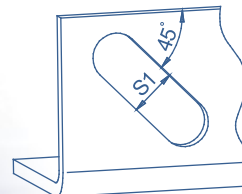
45° ANTITURNING FEATURE

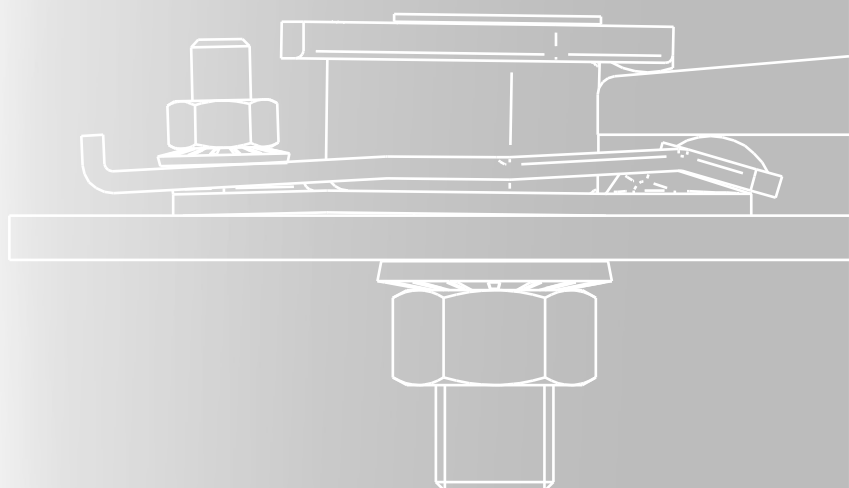
0° ANTITURNING FEATURE



Bracket slot:

Bracket slot:





Ride Adjustable sliding clips **SCA**

Rev 07/21
Last update available on: www.saveragroup.com

Fecha: 27/07/2021
Preparado : I. Aguilera
Revisado por: JE. Fernández
Aprobado por: JV. Espin

Bº de Zalain 31780 Bera - Navarra - Spain
Tel. +34 948 626 900
savera@saveragroup.com



Elevator System Solutions